

**ENERGY
SAVING**

MADE IN ITALY

AGRATI·AEE S.R.L.

HC

SENSOR FOR MEASUREMENT OF THE CLOSING FORCE WITH DOUBLE FUNCTION

Simple and reliable, the closing force detection sensor offered as an option on our machines (figure 1) helps you to keep the closing phase monitored, allowing the operator to view the force trend in real time.



Fig.1 - Machine closing force detection sensor

FUNCTION 1 - FORCE VERIFICATION FOR INJECTION CONSENT

In case the closing force set by the operator is not reached, the injection consent is automatically inhibited.

The required minimum force value can be easily set on the INJECTION page. In figure 2 you can see the set value of 65 tons is the minimum necessary to allow the machine to carry out the injection.

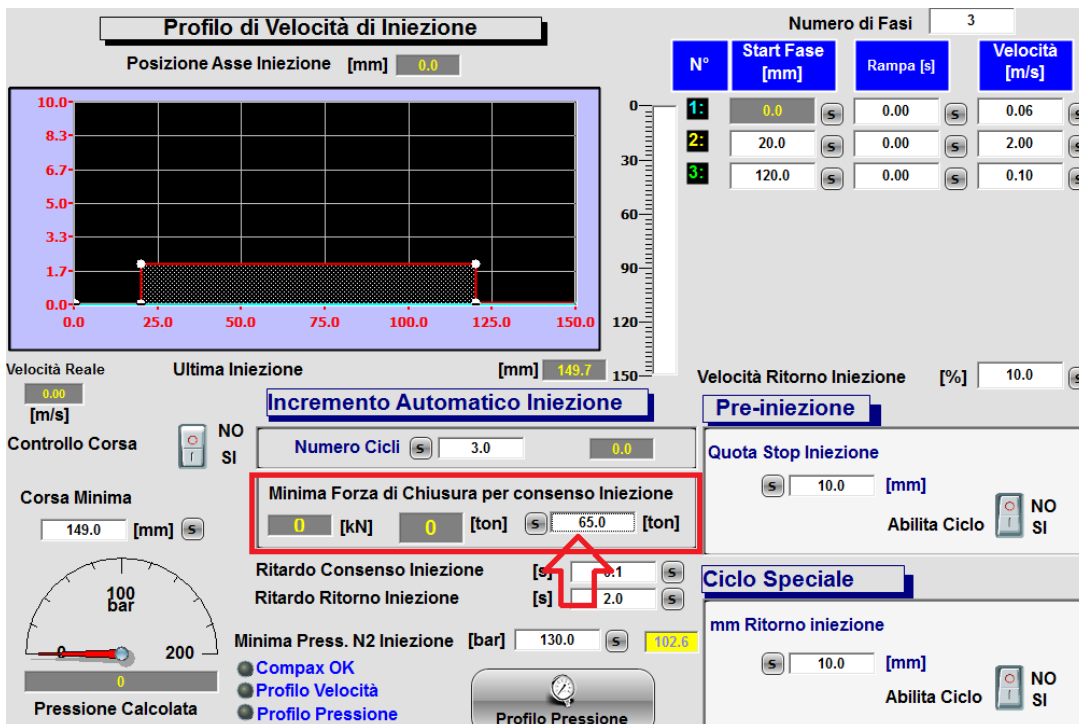
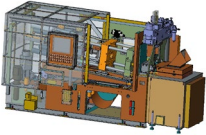


Fig.2 - Minimum closing force setting for injection consent



**ENERGY
SAVING**

MADE IN ITALY

AGRATI·AEE S.R.L.

HC

The trend of the closing force is also represented on a graph as can be seen from figure number 3.

Furthermore, if enabled, an alarm warns when the maximum closing force allowed by the machine has been exceeded.

FUNCTION 2 - MOULD-SAVING

The sensor also has a second sensitive channel which is used to detect any metal parts left in the mould.

The operator only has to enable the CLOSING COMPLIANCE CHECK and specify in the CONTROL AREA the zone that the sensor must check during the closing phase. Usually the entire closing stroke is controlled, that is, from the mould open dimension to the point of contact between the two mould platens.

Among the settable parameters we also find the detection sensitivity that the sensor must have during closing. The higher the sensitivity, the greater the system's ability to block the machine cycle when it encounters an "obstacle".

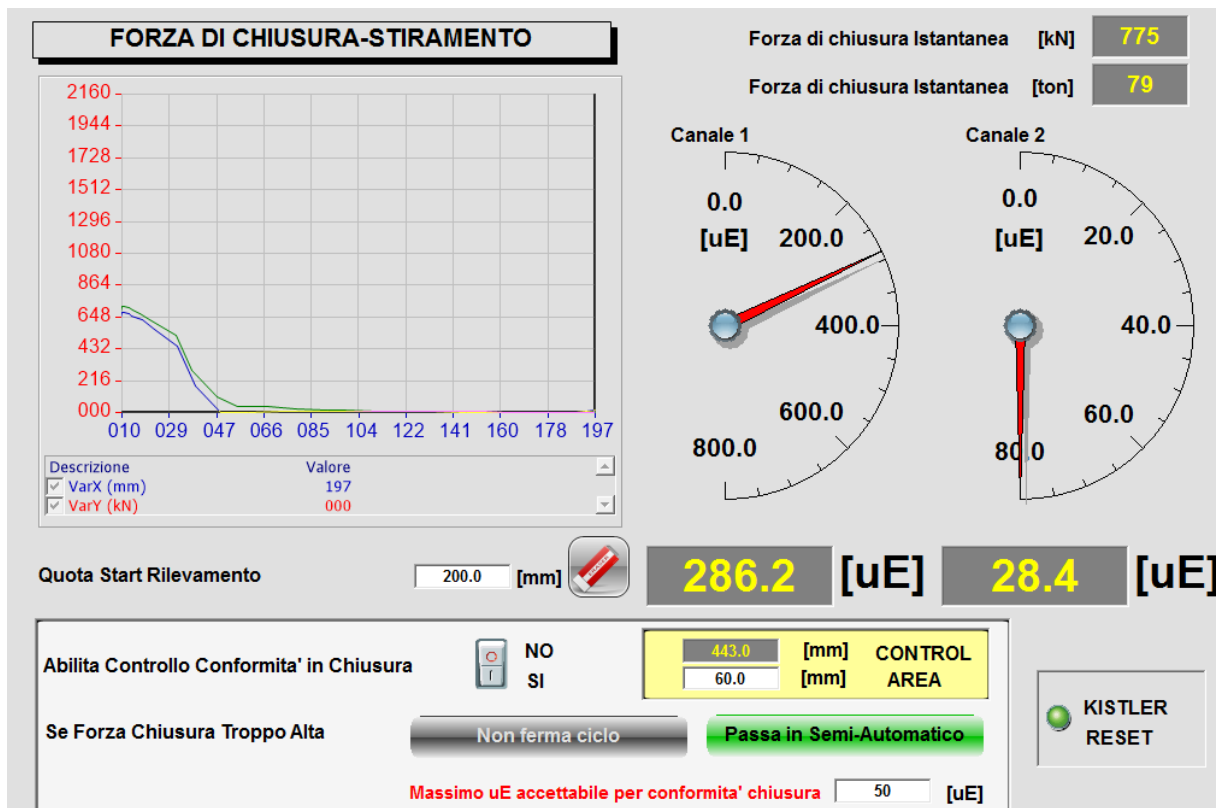


Fig.3 - Settings and alarms enabling page